

Department overview

Our people



40
academic
practice staff



3
professors /
senior managers



4
academic
research staff



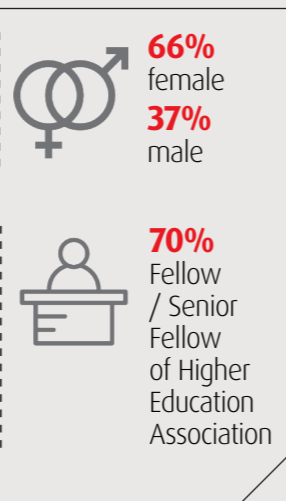
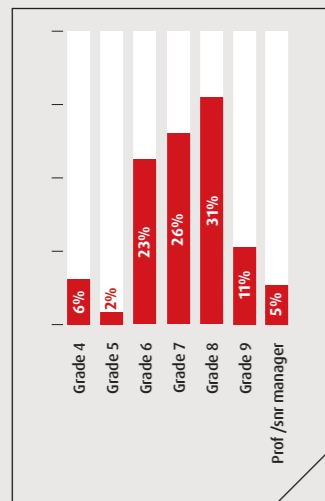
9
researchers



8
project, admin
and support staff



5
visiting
lecturers



Our students



91%
mature
students (21+)



38% / 56%
undergraduate /
postgraduate



81% / 19%
full time /
part-time



93%/5%/2%
home / EU /
international



72% / 28%
BME (or other) /
white



77% / 23%
female /
male

Mental health



94%
NSS student
satisfaction rate



100%
employability
rate



6th
in London for
Mental Health



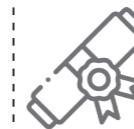
25th
nationally for
Mental Health



£22K
average wage
on completion



£28.5K
average wage
after 6 months



186
Students on UG
programme



197
Students on PG
programmes



383
Total students on Mental
Health programmes

Social work



69%
NSS student
satisfaction rate



100%
employability
rate



3rd
in London for
Social Work



45th
nationally for
Social Work



£29K
average wage
on completion



£29K
average wage
after 6 months



133
Students on UG
programme



293
Students on PG &
CPD programmes



426
Total students on Social
Work programmes